

CradlePoint COR IBR1100 Series



*Highly Available, Cloud-Managed
Networking for Vehicles*

cradlepoint

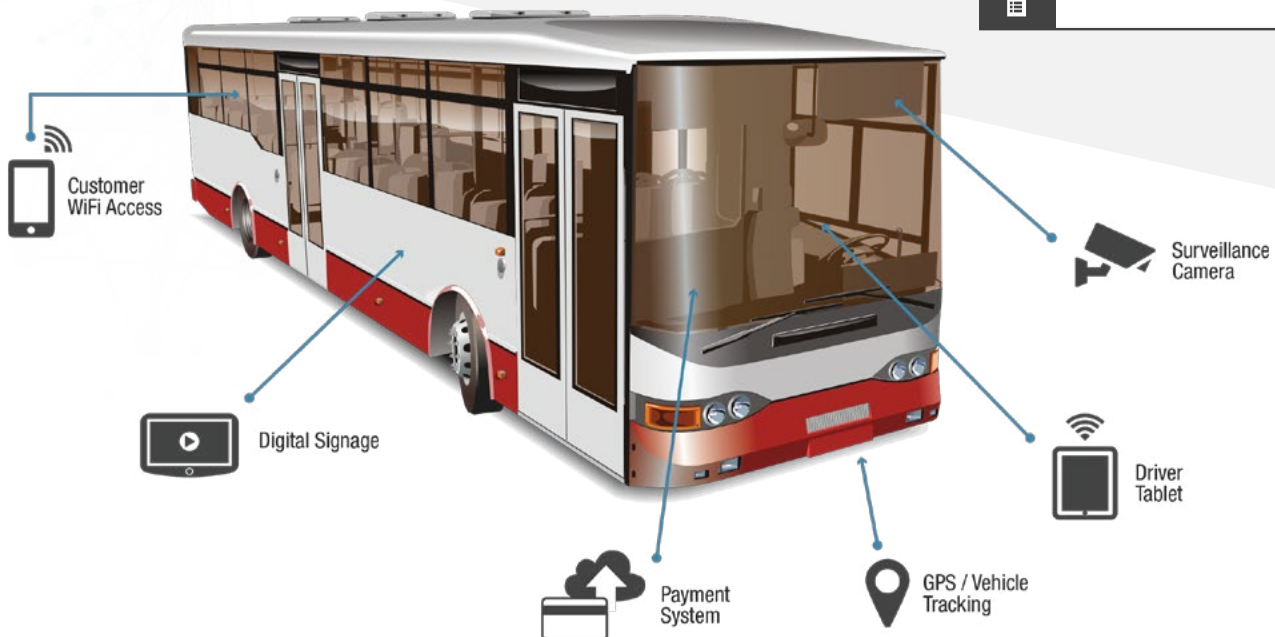
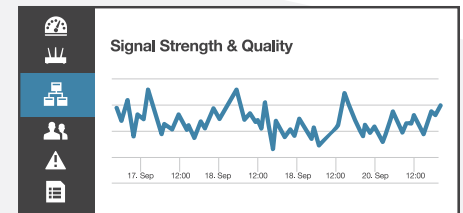
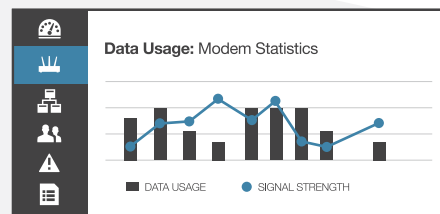
Cloud-Managed, Mission Critical LTE Networking

cradlepoint
Enterprise Cloud Manager

The CradlePoint COR IBR1100 Series is a compact, ruggedized 3G/4G/LTE networking solution designed for mission critical connectivity in the most challenging environments.

Ideal for in-vehicle networks including police cars, ambulances, and mass transit, this cloud-managed solution provides organizations the ability to scale deployments quickly and manage their vehicle networks easily in real time.

With an extensive list of safety and hardening certifications, the COR IBR1100 is engineered to protect against extreme temperatures, humidity, shocks, vibrations, dust, water splash, reverse polarity and transient voltage.



Benefits

Increase Network Availability

- Multi-carrier 4G LTE support with dual SIM capability
- Supports Ethernet (T1, DSL, Cable, MetroE), WiFi as WAN, and Metro WiFi
- Ruggedized to ensure always-on connectivity
- Create real-time alerts to monitor uptime

Enhance the Connected Experience

- Improve the ridership experience with high-speed, highly available connectivity
- Offer secure, guest WiFi to passengers
- Enable connected devices like digital signage, drivers' tablets, payment systems, and EMS response systems

Deploy and Scale Quickly

- Increase speed to deployment with “zero-touch” configuration
- Simplify installation with built-in voltage protection and ignition sensing
- Flexible GPS reporting for easy integration with Automatic Vehicle Location (AVL) systems

Secure and Protect

- Advanced security, VPN, and stateful firewall to protect sensitive data
- Designed for PCI compliant network architectures
- Cloud-managed security and content filtering (CIPA compliant)

Key Features

- Cloud-managed
- Dual-band, dual concurrent WiFi (802.11 a/b/g/n/ac)
- Ruggedized for vibration, shock, dust, splash & humidity
- Ignition sensing
- Certified 3G/4G/LTE enterprise-grade internal modems
- Software defined radio supports multiple carriers (Gobi)
- Built-in transient and reverse polarity voltage protection
- 9–36 DC voltage input range
- Integrated temperature sensor
- Active GPS support



Certified on all major carriers.

Mission-Critical Networking for the Most Challenging Environments



EMS / First Responders / Fleets



Mining & Gas



Utilities



Digital Signage

Speed to Deployment: Installation Services

CradlePoint has a network of certified partners that ensure our solutions are installed right the first time, reducing truck rolls and increasing the velocity of your overall deployment.

Protect Your Investment: 24/7 Support

Keep deployments running with less time and effort. The CradleCare Support Agreement gives IT professionals access to a dedicated CradlePoint Support Engineer, who provides consultation on network design, works with multiple parties — including wireless operators — to triage and address issues, and to serve as one point of contact with guaranteed response times.

For more information, visit CradlePoint.com/CradleCare



Non-WiFi versions available.

Call, email, or visit CradlePoint.com/CORIBR1100 to learn more:



Toll Free:
+1.855.813.3385



Sales Questions:
sales@cradlepoint.com



Online:
cradlepoint.com